



GENERAL LINE **TRACTION CATALOG**



CONTENTS

Introduction	1
Traction treatment: a background.....	2
Galaxy* TTET400 Traction Table.....	3
Galaxy* TTET300 Traction Table.....	4
Traction Kits.....	5
TX™ Traction Unit.....	6
Traction Accessories.....	7

TRACTION TREATMENT: A BACKGROUND

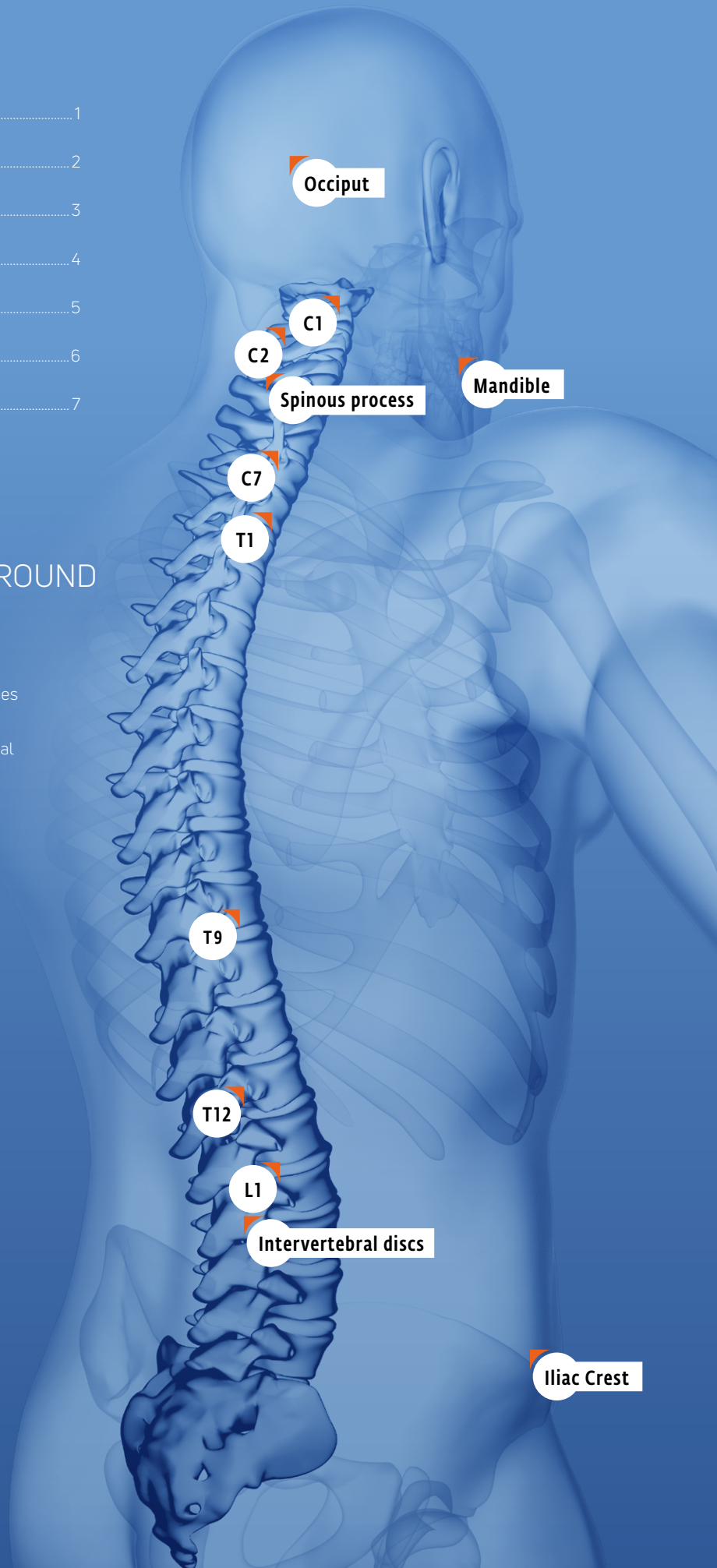
In modern medicine, spinal distraction has been used as a treatment option to relieve back pain resulting from herniated, bulging, or protruding discs associated with various spine injuries and pathologies.

Stretching the spine helps reduce pressure on the intervertebral disc, relieves compression and irritation of the nerve roots and improves sagittal spine alignment.

CLINICAL INDICATIONS FOR TRACTION THERAPY

The traction device helps provide traction and mobilization of skeletal structures and skeletal muscles. The traction device may be used to help relieve peripheral radiation/sciatica and pain associated with:

- Protruding discs
- Bulging discs
- Herniated discs
- Degenerative disc disease
- Posterior facet syndrome
- Acute facet problems
- Radicular pain
- Prolapsed discs
- Spinal root impingement
- Hypomobility
- Degenerative joint disease
- Facet syndrome
- Compressions fracture
- Joint pain
- Discogenic pain



GALAXY* TTET400 TRACTION TABLE



*table shown with optional axilla post package

FEATURES

The Galaxy TTET400 is a multifunctional 4-section traction table which, in conjunction with a traction unit, aids in efficient spinal traction treatment. The TTET400's roller-mounted surface helps prevent friction below the hips and legs, aiding in full traction force during vertebral treatment. In addition, because the rolling sections can be locked in place, this variable-height traction table can also serve as an additional treatment table.

- A Scissor frame with four feet and four multidirectional, retractable wheels for easy transport
- Gas spring assists on friction-free moveable sections for easy positioning
- HaloTronic™+ System enables electric high/low height adjustment from 19 to 39 cm with capacity up to 440 LBs
- Provides maximum patient comfort in prone and supine positions to aid both manual therapy and traction therapy
- Roller-mounted surface helps prevent friction below the hips and legs
- *Optional axilla post package for added stability for your patient. Must be added at the time of order.
- Repositional head /back section elevates 82° and leg section to 73°

WARRANTY

DJO Global® provides a 24-month warranty on the delivered product and a 12-month warranty on its upholstered parts, starting from the date of original consumer purchase, as indicated in a proof of purchase. See IFU for more detail.

* GALAXY is a table name specific to DJO® tables manufactured by MEDEN-INMED exclusively for DJO
 +HaloTronic™ is a trademark by MEDEN-INMED Spółka z o.o.

ORDERING INFORMATION

PART NO.	DESCRIPTION
----------	-------------

GALAXY TTET400

32671XUS	Scissor frame with 4 feet and 4 multidirectional, retractable wheels
----------	--

OPTIONAL AXILLA POST PACKAGE

37185	Axilla Posts Option is a special order and can be added at a later date. This option includes the following: 2 Axilla Posts, Yoke installed on upper frame, Docking elements installed on traction arm
-------	--

(X) UPHOLSTERY COLOR OPTIONS

Beige (x = 01)	Blue (x = 02)	Gray (x = 06)
Graphite Gray (x = 07)	Black (x = 08)	Imperial Blue (x = 19)

When ordering, replace 'x' in Part Number with desired 2-digit color code above. For example, 3267101 = Galaxy TTET400, beige

NOTICE: Color charts are produced within the limitations of lithographic color printing and are intended as a general guide only.

TECHNICAL SPECIFICATIONS

Mains Power:	120 V~ 50/60 HZ	
Current:	Max 2A with 120V	
Dimensions:	Head section	23 inches
	Middle section	8 inches
	Pelvic section	9.8 inches
	Leg section	47 inches
	Width	27.5 inches
Adjustment:	Total table length	79.5 inches
	Total length with traction platform	103 inches
	Angle Inclination	Head: -10° to +82° Leg: 0° to 73°
Dynamic lifting capacity:	Displacement	Leg: 6 inches
	Height	min: 19 inches max: 39 inches
Max. workload:	440 LBs	
Electrical Safety Class:	605 LBs	
Safety Tests:	Class I, Type B	
Shipping Weight:	CE, Class I Rule 12	
Shipping Dimns. (LxWxH) inches:	330 LBs	
Table Weight:	86.6x33.5x31.5 inches	
	274 LBs	

* Dimensions are listed as L x W x H

ORDERING INFORMATION

PART NO.	DESCRIPTION	
GALAXY TTET300		
32641xUS	Scissor frame with 4 feet and 4 multidirectional, retractable wheels	
OPTIONAL AXILLA POST PACKAGE		
37185	Axilla Posts Option is a special order and can be added at a later date. This option includes the following: 2 Axilla Posts, Yoke installed on upper frame, Docking elements installed on traction arm	
(X) UPHOLSTERY COLOR OPTIONS		
Beige (x = 01)	Blue (x = 02)	Gray (x = 06)
Graphite Gray (x = 07)	Black (x = 08)	Imperial Blue (x = 19)
When ordering, replace 'x' in Part Number with desired 2-digit color code above. For example, 3264101 = Galaxy TTET300, beige		
NOTICE: Color charts are produced within the limitations of lithographic color printing and are intended as a general guide only.		

TECHNICAL SPECIFICATIONS		
Mains Power:	120 V~ 50/60 HZ	
Current:	Max 2A with 120V	
Dimensions:	Head section	23 inches
	Middle section	8 inches
	Leg section	44.7 inches
	Width	27.5 inches
	Total table length	79.5 inches
Adjustment:	Total length with traction platform	103 inches
	Angle Inclination	Head: -10° to +82°
	Displacement	Leg: 6 inches
Dynamic lifting capacity:	Height	min: 19 inches max: 39 inches
	Max. workload:	440 LBs
Electrical Safety Class:	Class I, Type B	
Safety Tests:	CE, Class I Rule 12	
Shipping Weight	330 LBs	
Shipping Dimms. (LxWxH) inches:	86.6x33.5x31.5 inches	
Table Weight:	274 LBs	
* Dimensions are listed as L x W x H		

GALAXY* TTET300 TRACTION TABLE



*table shown with optional axilla post package

FEATURES

The Galaxy TTET300 is a multifunctional 3-section traction table which, in conjunction with a traction unit, aids in efficient spinal traction treatment. The TTET300's roller-mounted surface helps prevent friction below the hips and legs, aiding in the full traction force during vertebral treatment. In addition, because the rolling sections can be locked in place, this variable-height traction table can also serve as an additional treatment table.

- A scissor frame with four feet and four multidirectional, retractable wheels for easy transport
 - Provides maximum patient comfort in prone and supine positions to aid both manual therapy and traction therapy
 - Roller-mounted surface helps prevent friction below the hips and legs
 - Repositional head /back section elevates to 82°
 - Gas spring assists on friction-free moveable sections for easy positioning
 - HalloTronic™ + System enables electric high/low height adjustment from 19 to 39 inches with capacity up to 440 LBs
- *Optional axilla post package for added stability for your patient. Must be added at the time of order.

WARRANTY

DJO Global® provides a 24-month warranty on the delivered product and a 12-month warranty on its upholstered parts, starting from the date of original consumer purchase, as indicated in a proof of purchase. See IFU for more detail.

* GALAXY is a table name specific to DJO® tables manufactured by MEDEN-INMED exclusively for DJO
+Hallotronic™ is a trademark by MEDEN-INMED Spółka z o.o

TX™ TRACTION UNIT

FEATURES

TX™ Traction Unit

- Static, intermittent, and cycling traction
- User-defined hold, rest and treatment times
- 10 User-defined protocol slots to store customized settings
- Digital monochromatic touch screen interface that pivots 270°
- Easily store treatment parameters, pain scales, and pain maps on Patient Data Cards



TRACTION KITS



ORDERING INFORMATION

PART NO.	DESCRIPTION
TRU-TRAC™ TRACTION DEVICE	
4759	TX™ Traction Unit (including patient switch and data card)
TECHNICAL SPECIFICATIONS	
Mains Power:	100 - 240 V, 50/60 Hz
Power Consumption:	75 W
Current Consumption:	3.2 Amps Max
Weight:	30 lbs
Dimensions*:	18 x 9 x 18 inches
Electrical Safety Class:	Class 1, Type B
Safety Tests:	IEC/UL/EN 60601-1, IEC/EN 60601-1-2, CAN C22.2 No. 6011-M90 w/A2 - Meets MDD 93/42/EEC, CE 0413
* Dimensions are listed as L x W x H	

ORDERING INFORMATION

PART NO.	DESCRIPTION
TRACTION KITS WITH STOOLS	
8200	Traction Kit - Beige Stool
8201	Traction Kit - Blue Stool
8202	Traction Kit - Grey Stool
8203	Traction Kit - Graphite Grey Stool
8204	Traction Kit - Black Stool
8205	Traction Kit - Imperial Blue Stool
TRACTION KITS LISTED ABOVE INCLUDE THE FOLLOWING STANDARD ACCESSORIES:	
4759	TX™ Traction Unit
A. 2825	QuikWrap Belting System
C. 3265*	Traction Stool (6 color choices)
D. 7040	Saunders Cervical Traction System - includes Clevis
8206 - TX™ TRACTION KIT WITH BOLSTERS	
4759	TX™ Traction Unit
A. 2825	QuikWrap Belting System
B. 42901	Knee Bolster
D. 7040	Saunders Cervical Traction System - includes Clevis

ORDERING INFORMATION

PART NO.	DESCRIPTION
A QUIKWRAP BELTING SYSTEM	
2825	QuikWrap Belt Set
B KNEE BOLSTER	
B1 42901	Knee Bolster
B2 42904	Knee Bolster
C KATLENBORN	
371308	Kaltenborn 3.7x6x2 inches
D AXIAL POSTS	
D 83215ME	Traction Axial Post, Black (x2)

The following items are available in 6 colors: Beige (01) Blue (02) Grey (06) Graphite Grey (07) Black (08) Imperial Blue (19). Reference * for the 6 color choices below.

E WEDGE	
E1 3714*	11.8x15.7x4.7 inches
E2 3715*	19.7x13.7x7.9 inches
F ROUND BOLSTER	
3718*	Round Bolster 23.6x6 inches


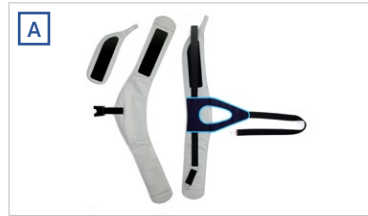
(X) WEDGE AND BOLSTER COLOR OPTIONS

Beige (x = 01)	Blue (x = 02)	Gray (x = 06)
Graphite Gray (x = 07)	Black (x = 08)	Imperial Blue (x = 19)

When ordering, replace 'x' in Part Number with desired 2-digit colour code above. For example, 371808 = Black Round Bolster

NOTICE: Color charts are produced within the limitations of lithographic color printing and are intended as a general guide only.

TRACTION ACCESSORIES



FEATURES

A QuikWrap Belt Set

- Universal fit, for use with pelvic or lumbar traction applications up to 300 LBs

B Knee Bolster

- Provides optimum body position to aid in multiple treatment applications.

C Kaltenborn Wedge

- For use by professionals trained in manual mobilization techniques.

D Axial Posts

- Removable axilla posts help provide additional fixation to the table, preventing slippage during supine traction

NOTE: These posts will only work with the Galaxy TTET traction tables if the Axilla Post Package has been added at the time of purchase with the table.

E Wedge (1 per pack)

- Flat surfaced positioning shapes in two sizes 11.8x15.7x4.7 or 19.7x13.7x7.9 inches

F Round Bolster

- Rounded positioning shape in one size: 23.6x6 inches



G Facial Pillow

- Supports the head and neck of the patient for more comfortable traction sessions

H Pneumatic Stools

- High-quality, therapy stools with 60 Kg/m³ foam density swivel seat, supports 330 LBS

I Traction Flexion Stool

- Adjustable height enabling placement of the patient’s lumbar spine into a neutral or flexed position for increased comfort. Upholstery can be color coordinated to match traction table

J Pron Pillo®

- Elevates the head and shoulders for added comfort. The raised base helps allow patients in prone position to breathe more easily

K Stabilizer Pressure Biofeedback

- Consists of combined gauge and inflation bulb connected to pressure cell

L Clinical Cervical Traction

- This clinical device is designed specifically to aid in cervical traction. One size fits most

M Safety Key

- Removable personal safety key for table security and positioning.

ORDERING INFORMATION

PART NO.	DESCRIPTION
G FACIAL PILLOW	
4291	Facial Pillow
H PNEUMATIC STOOLS (See color chart on page 7)	
371901	Standard Stool Beige
371902	Standard Stool Blue
371906	Standard Stool Gray
371907	Standard Stool Graphite Gray
371908	Standard Stool Black
371919	Standard Stool Imperial Blue
372001	Flexi Stool Beige
372002	Flexi Stool Blue
372006	Flexi Stool Gray
372007	Flexi Stool Graphite Gray
372008	Flexi Stool Black
372019	Flexi Stool Imperial Blue
I TRACTION FLEXION STOOLS (See color chart on page 7)	
3265101	Beige
3265102	Blue
3265106	Gray
3265107	Graphite Gray
3265108	Black
3265119	Imperial Blue
J PRON PILLO	
4206	Pron Pillo
K STABILIZER PBF	
9296	Stabilizer Pressure Biofeedback (PBF) Unit
STANDARD ACCESSORIES	
92965	Instruction Manual
92961	PBF Stabilizer Pressure Cuff
L SAUNDERS CERVICAL TRACTION	
7040	Saunders Cervical Traction System - Includes Clevis
M SAFETY KEY	
15-0127	Safety Key

